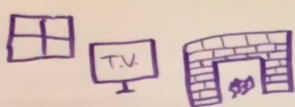
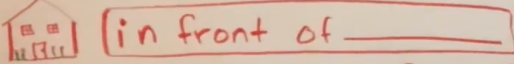
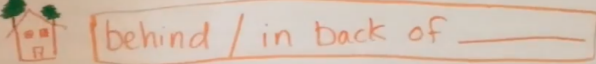


Por vs Para & There is vs There are

Enfoque gramatical / Grammar Focus


| Spanish | English | | | | | | | | | | | | | | | | | | | | | | | | | | | | |
|--|---|------|---|--|---------------------------------|--|---|---------------------------------------|-------------------------------------|--|----------------|--|------------------------------|--|--------|-----|-----------------------------------|---|-------------------------|---|-------------|---------------------------------|----------------------|---|---|---|------------------|--|--|
| <table border="1" style="width: 100%; border-collapse: collapse;"> <thead> <tr> <th style="width: 50%; text-align: center;">PERFECT</th> <th style="width: 50%; text-align: center;">PARA</th> </tr> </thead> <tbody> <tr> <td>*P = Purpose: intended use of something</td> <td>Intercambio es para ayudarte con el español</td> </tr> <tr> <td>E = Effect: the intended result</td> <td>Tomamos más agua para tener mejor salud</td> </tr> <tr> <td>*R = Recipient: person of intended action</td> <td>Este juguete es para mi perro.</td> </tr> <tr> <td>F = Future: deadline, point in time</td> <td>Voy a tener este proyecto listo para lunes.</td> </tr> <tr> <td>E = Employment</td> <td>Rory trabaja para Common Ground Int'l</td> </tr> <tr> <td>C = Comparison: "for a ____"</td> <td>Para un director de escuela, él es simpático.</td> </tr> </tbody> </table> <table border="1" style="width: 100%; border-collapse: collapse;"> <thead> <tr> <th style="width: 50%; text-align: center;">DREEMS</th> <th style="width: 50%; text-align: center;">POR</th> </tr> </thead> <tbody> <tr> <td>*D = Duration / Frequency of time</td> <td>He estudiado español por 3 años.</td> </tr> <tr> <td>R = Reason (because of)</td> <td>Por haber tanta gente en la fiesta, no pudimos entrar.</td> </tr> <tr> <td>E = Emotion</td> <td>Tengo mucho amor por él.</td> </tr> <tr> <td>*E= Exchange or Rate</td> <td>Mi amiga cambió su iPhone por un Galaxy.</td> </tr> <tr> <td>*M= Mode (transportation / communication)</td> <td>Viajamos de Francia a España por tren.</td> </tr> <tr> <td>S = Substitution</td> <td>La profesor está enferma, así que yo enseño por ella.</td> </tr> </tbody> </table> | PERFECT | PARA | *P = Purpose: intended use of something | Intercambio es para ayudarte con el español | E = Effect: the intended result | Tomamos más agua para tener mejor salud | *R = Recipient: person of intended action | Este juguete es para mi perro. | F = Future: deadline, point in time | Voy a tener este proyecto listo para lunes. | E = Employment | Rory trabaja para Common Ground Int'l | C = Comparison: "for a ____" | Para un director de escuela, él es simpático. | DREEMS | POR | *D = Duration / Frequency of time | He estudiado español por 3 años. | R = Reason (because of) | Por haber tanta gente en la fiesta, no pudimos entrar. | E = Emotion | Tengo mucho amor por él. | *E= Exchange or Rate | Mi amiga cambió su iPhone por un Galaxy. | *M= Mode (transportation / communication) | Viajamos de Francia a España por tren. | S = Substitution | La profesor está enferma, así que yo enseño por ella. | <p align="center">Review: There is / There are</p> <p>There is a church near my house. ↑ ↑ Singular (1 thing)</p> <p>There are many shops nearby. ↑ ↑ Plural (2+)</p> <div style="border: 1px solid black; padding: 5px;"> <p>There isn't a church near my house. There aren't many shops nearby.</p> </div> <p align="center">More Prepositions of place</p> <div style="display: flex; align-items: center;">  <div style="margin-left: 20px;"> <p>Between = in the middle of 2 other things</p> <p>The television is <u>between</u> the window and the fireplace.</p> <p>* between the _____ and the _____</p> </div> </div> <div style="margin-top: 20px;">  <p>There are flowers <u>in front of</u> my house.</p> </div> <div style="margin-top: 20px;">  <p>There are trees <u>behind</u> my house.</p> </div> |
| PERFECT | PARA | | | | | | | | | | | | | | | | | | | | | | | | | | | | |
| *P = Purpose: intended use of something | Intercambio es para ayudarte con el español | | | | | | | | | | | | | | | | | | | | | | | | | | | | |
| E = Effect: the intended result | Tomamos más agua para tener mejor salud | | | | | | | | | | | | | | | | | | | | | | | | | | | | |
| *R = Recipient: person of intended action | Este juguete es para mi perro. | | | | | | | | | | | | | | | | | | | | | | | | | | | | |
| F = Future: deadline, point in time | Voy a tener este proyecto listo para lunes. | | | | | | | | | | | | | | | | | | | | | | | | | | | | |
| E = Employment | Rory trabaja para Common Ground Int'l | | | | | | | | | | | | | | | | | | | | | | | | | | | | |
| C = Comparison: "for a ____" | Para un director de escuela, él es simpático. | | | | | | | | | | | | | | | | | | | | | | | | | | | | |
| DREEMS | POR | | | | | | | | | | | | | | | | | | | | | | | | | | | | |
| *D = Duration / Frequency of time | He estudiado español por 3 años. | | | | | | | | | | | | | | | | | | | | | | | | | | | | |
| R = Reason (because of) | Por haber tanta gente en la fiesta, no pudimos entrar. | | | | | | | | | | | | | | | | | | | | | | | | | | | | |
| E = Emotion | Tengo mucho amor por él. | | | | | | | | | | | | | | | | | | | | | | | | | | | | |
| *E= Exchange or Rate | Mi amiga cambió su iPhone por un Galaxy. | | | | | | | | | | | | | | | | | | | | | | | | | | | | |
| *M= Mode (transportation / communication) | Viajamos de Francia a España por tren. | | | | | | | | | | | | | | | | | | | | | | | | | | | | |
| S = Substitution | La profesor está enferma, así que yo enseño por ella. | | | | | | | | | | | | | | | | | | | | | | | | | | | | |

3 por 3 = 3 X3

“Gracias por...” thank you for...

Across from x | : | x

- used with streets and tables
- I sat across from my mother.
- There is a school across from their house.
- Kirkland is across from Seattle.


Through 

- used with neighborhoods and rooms
- You drive through Bothell to get to Kirkland.
- We have to walk through the dining room to get to the kitchen.

Instructions/Instrucciones

| I spy | Veo, Veo |
|---|--|
| <ol style="list-style-type: none"> 1. The "It" player says <i>"I spy something with my little eye"</i> 2. The other players take turns asking yes/no questions. <ol style="list-style-type: none"> a. Think in categories (living vs. nonliving, colors, sections of the room) b. <i>"Is it next to the table?" "Is it round?" "Do you plug it in?"</i> 3. The player who is "It" can only respond with "yes" or "no." 4. If a player thinks he/she knows what the mystery item is, he/she can use his/her turn to guess directly: <i>"Is it that chair?" "Is it the book?"</i> 5. When somebody guesses correctly, he/she becomes "It." The game continues with the new "It" spying a different item and beginning by reciting <i>"I spy something with my little eye"</i> | <ol style="list-style-type: none"> 1. El jugador de turno dice: <i>"yo espío algo con mi ojito"</i> 2. Los otros jugadores toman turnos haciendo preguntas de sí o no. <ol style="list-style-type: none"> a. Piensa en categorías (vivo vs. no vivo, colores, secciones de la habitación) b. <i>"¿Está al lado de la mesa?", "¿Es redondo?", "¿Lo enchufas?"</i> 3. El jugador que espía sólo puede responder "sí" o "no". 4. Si un jugador cree que sabe cuál es el objeto misterioso, él/ella puede usar su turno para adivinar directamente: <i>"¿Es esa silla?", "¿Es el libro?"</i> 5. Cuando alguien adivina correctamente, pasa a ser el nuevo espía y empieza recitando <i>"yo espío algo con mi ojito"</i>. |

BREAKOUT #1



<https://www.nytimes.com/2012/11/01/garden/teenage-bedroom-as-battleground.html>

Alarm clock – el despertador
Bed – la cama
Blanket – la manta, la cobija, la frazada
Blinds - las persianas
Chair – la silla
Closet – el armario, el clóset
Comforter – el edredón
Curtains - las cortinas
Desk – el escritorio
Dresser – la cómoda
Fitted sheet – la sábana bajera
Mattress – el colchón
Nightstand – la mesita de noche
Pillow – la almohada
Sheet – la sábana
Shelf - la estantería, la repisa

A - to, into
Al lado de - next to
Arriba de - above
Cerca de - near to, close to, around
Debajo de - under, below
Delante de - In front of
Dentro de - in, inside, inward, within
Detrás de - behind, in back of
En - in, on, at, into
Encima de - on top of
Enfrente de, frente a - in front of, facing, across from
Entre, en medio de - in between, between, in the middle of
Fuera de - outside of
Junto a - next to, by
Lejos de - far from
Sobre - over, on top of

Está vivo o no vivo?

Buena pista - good tip

¿Es blanco?

Oso de peluche = stuffed animals

El cajonero -
 El librero - bookcase/ shelf
 Ropero / armario - for hanging clothes

BREAKOUT #2



<https://www.goodhousekeeping.com/home/decorating-ideas/tips/g2467/small-kitchen-design-ideas/?slide=15>

Cupboards – los muebles de cocina
 Dishwasher – el lavaplatos
 Drawers – el cajones
 Freezer – el congelador
 Jar - La jarra, el frasco, el tarro
 Kitchen counter – la encimera
 Microwave – el microondas
 Oven – el horno
 Pans - las / los sartenes, las cacerolas
 Pantry – la despensa
 Pots - las ollas
 Refrigerator – la nevera

A = to, into
 Al lado de = next to
 Arriba de = above
 Cerca de = near to, close to, around
 Debajo de = under, below
 Delante de = In front of
 Dentro de = in, inside, inward, within
 Detrás de = behind, in back of
 En = in, on, at, into
 Encima de = on top of
 Enfrente de, frente a = in front of, facing, across from
 Entre, en medio de = in between, between, in the middle of

Sink – el fregadero
 Stovetop/Burners – la estufa, los quemadores
 Toaster – la tostadora
 Vase - El florero, el jarrón

Fuera de = outside of
 Junto a = next to, by
 Lejos de = far from
 Sobre = over, on top of

BREAKOUT #3



<https://www.luxuryportfolio.com/Property/granadilla-properties-la-mia-casa-in-monteran/WVDD>

Armchair – el sillón
 Blinds – las persianas
 Bookcase – la librería
 Carpet – la moqueta, la alfombra, el tapiz
 Clock – el reloj
 Coffee table – la mesa de centro
 Couch – sofá
 Curtains – las cortinas

A = to, into
 Al lado de = next to
 Arriba de = above
 Cerca de = near to, close to, around
 Debajo de = under, below
 Delante de = In front of
 Dentro de = in, inside, inward, within
 Detrás de = behind, in back of

Cushions – los cojines
Entertainment center – el mueble de televisión
Fireplace – la chimenea
Lamp – la lámpara
Picture frame – el marco
Pictures – los cuadros
Rug – la alfombra
Shelf – el estante
Stairs - las escaleras
TV remote – el mando de la televisión, el control remoto
Television – la televisión
Vase – el florero

En = in, on, at, into
Encima de = on top of
Enfrente de, frente a = in front of, facing, across from
Entre, en medio de = in between, between, in the middle of
Fuera de = outside of
Junto a = next to, by
Lejos de = far from
Sobre = over, on top of